



**Go for the scientific  
playground**



# About us

## Why should you cooperate with us?

IDEA – we create playgrounds that educate through play, allowing experiments and the development of both brain hemispheres

WE HAVE THE EXPERIENCE – we have been designing and manufacturing original, educational playgrounds since 2012. All production takes place in Poland

WE ARE THE LEADERS in the development of scientific outdoor equipment

HUNDREDS OF CUSTOMERS HAVE ALREADY TRUSTED US – local governments, education authorities and private companies



# What do we offer?

## Certified



We design and manufacture safe playgrounds in accordance with EN-PN 1176-1:2017-12. In addition, all moving parts and high-value items are protected against theft. Our equipment does not require the use of safety surfaces, which reduces investment costs.

## Barrier-free



All our devices are adapted to the needs of people with disabilities. This will ensure that no child is excluded from outdoor play any longer.

## Themed



Do you want to create an educational illusion trail? Or are you interested in a physics zone, nature or sensory trail? With us it will be possible! Our team of advisors will support you at every stage of cooperation - from the idea, through financing, to the production and installation of the equipment at the location of your choice, both nationally and internationally.

## User-friendly



All products are designed so that you can learn about the laws of nature and science on your own without the help of a teacher. In addition, each exhibit has an information plate that explains the principle of operation of the device.

## Innovative



What makes us stand out is our design and our original and innovative designs. We involve the maximum amount of creativity and commitment in each product, so that it is tailored to the individual needs of our customers and, above all, the end users of our playgrounds and experience parks.

## Reliable



The structures of our facilities are made of steel. Unlike wood, metal exhibits are characterised by high durability and resistance to changing weather conditions. Paying attention to the highest quality, all moving parts are made of stainless steel and the exhibits are galvanised and powder-coated.

# A swing and a sandbox – does this make the investment unique?

Since the 1970s, playgrounds around the world have consisted of the same elements such as swings, sandboxes and slides. It's time for a change and a new quality! EDUPLAYGROUND is the education of the future and the alternative to standard playgrounds. It's a fresh approach to the development of green areas, squares, as well as indoor spaces. We offer innovative products that make the playground attractive for the whole family, regardless of age.



## All year round fun for the whole family!

Many elements on traditional playgrounds become useless when it rains or snows (slide, sandbox, etc.) Our equipment works regardless of the weather! Children play our musical instruments, experiment or play in the outdoor eco-kitchen even during snowy winters.

# LIST OF DEVICES

## Scientific

Animated movie N03 .....	6
Chinese whispers N04.....	7
Newton's cradle N05 .....	8
Periscope N07.....	9
Periodic table N18.....	10

## Illusions

Whose face is it I02.....	11
Optical wheel I03 .....	12
Scientific HEX I06 .....	13
Mirror writing I07 .....	14
Kaleidoscope I08 .....	15

## Sensory

Eco-kitchen S01 .....	16
Eu-Genius kitchen KE01 .....	18
Eu-Genius workshop WE01 .....	20
Eco-memory S02 .....	21
Educational board S07 .....	22
PYTHAGORAS educational board S09.....	23
DA VINCI educational board S10.....	24
PICASSO educational board S11.....	25
FAQ .....	27



Possibility to personalize the imprint and change the color from the industrial RAL palette etc. (additional services priced individually)



Information plate included with the device



Possibility to use the device double-sided



Recommended placement of the device in a shaded area



The device dedicated to closed areas due to the need of additional elements' protection

# Animated movie

## N03



### HOW DOES IT WORK?

Do you know how animated films are made? Set the cylinder in motion and look at the images through the holes in the cylinder. Stop-motion animation consists of a sequence of separate images that vary slightly from one another. Moving these images quickly gives the impression of movement.

### HOW DOES THIS AFFECT A CHILD'S DEVELOPMENT?

The animation device is sure to intrigue the youngest user and at the same time explain the ancient principles of animation film-making in a simple way. The device supports creativity, engages and inspires to create their own animations, which can also be done at home.

### TECHNICAL DATA

width [cm]	77
height [cm]	116
safety zone [m]	3,3 x 3,77
material	steel construction, 108 mm tube; main construction profile: black steel
protection	galvanized, powder-coated structure
assembly	galvanized anchor 75 cm long embedded into the ground and cast in concrete
colour	green (RAL 6018), purple (RAL 4006)
additional information	Information plate. The unit has a declaration of conformity and the certificate in accordance with the EN-PN 1176-1:2017-12 safety standard. Dimensions may vary by +/- 5%



# Chinese whispers

N04



## HOW DOES IT WORK?

Stand with a friend on opposite sides of the device. Pass a secret message to each other by speaking in whispers into one of the tubes. You have just observed the phenomenon of sound propagation. A tube is a waveguide that directs the sound wave to a receiver, to our ear.

## HOW DOES THIS AFFECT A CHILD'S DEVELOPMENT?

The game of Chinese whispers improves communication skills, brings participants in the game closer together and in a practical way shows children how information is processed by many people's changes. Chinese whispers is also an excellent game to teach children cooperation.

## TECHNICAL DATA

width [cm]	37
height [cm]	180
safety zone [m]	3 m diameter at each tube
material	steel construction, 108 mm diameter tube; main construction profile: black steel
protection	galvanized, powder-coated structure
assembly	galvanized anchor 75 cm long embedded into the ground and cast in concrete; connecting tubes with PE pipe
colour	purple (RAL 6018)
additional information	Information plate. The unit has a declaration of conformity and the certificate in accordance with the EN-PN 1176-1:2017-12 safety standard. Dimensions may vary by +/- 5%



# Newton's cradle

N05



## HOW DOES IT WORK?

Gently swing one ball so that it touches the other balls. Then increase the number of balls bouncing back. An equal number of balls will always bounce off the other side. Watch your fingers! You have just observed the principle of conservation of energy and conservation of momentum.

## HOW DOES THIS AFFECT A CHILD'S DEVELOPMENT?

Newton's pendulum, also known as Newton's cradle, is a device that demonstrates the conservation of momentum and energy during collisions in an impressive way. The interesting presentation of knowledge about the physical phenomena taking place makes it easier and quicker for children to assimilate. Newton's Cradle is also a tool to aid attention and concentration.

## TECHNICAL DATA

width [cm]	196
height [cm]	185
safety zone [m]	3,55 × 4,96
material	steel construction, stainless steel balls, stainless steel cables; main structural profile: black steel, closed profile 80 x 80 = 2
protection	galvanized, powder-coated structure
assembly	galvanized anchors 75 cm long embedded into the ground and cast in concrete
colour	green (RAL 6018)
additional information	Information plate. The unit has a declaration of conformity and the certificate in accordance with the EN-PN 1176-1:2017-12 safety standard. Dimensions may vary by +/- 5%





# Periscope

N07



## HOW DOES IT WORK?

Observe what you see in the bottom window of the periscope. Rotate the periscope. What did you see? A periscope consists of two flat mirrors, set at corresponding angles. This produces an virtual image that is the same size as the object being observed.

## HOW DOES THIS AFFECT A CHILD'S DEVELOPMENT?

The periscope is a very popular tool, used in the old days on submarines, tanks and combat vehicles. Playing with it is an opportunity to learn about past inventions, as well as broadening the knowledge of physics. This device inspires the child to observe nature, the world and allows to practise concentration. With this device, the child learns that it is possible to see something that is not within our sight

## TECHNICAL DATA

width [cm]	48
height [cm]	223
safety zone [m]	3,45 x 3,48
material	steel construction, mechanical elements made of stainless steel, stainless bearings
protection	galvanized, powder-coated structure
assembly	galvanized anchor 75 cm long embedded into the ground and cast in concrete
colour	green (RAL 6018), purple (RAL 4006)
additional information	Information plate. The unit has a declaration of conformity and the certificate in accordance with the EN-PN 1176-1:2017-12 safety standard. Dimensions may vary by +/- 5%



# Periodic table

N18



## HOW DOES IT WORK?

What do you think about organizing outdoor activities? We are in favour! All it takes is a bit of creativity and willingness and anything is possible. The periodic table of the elements consists of 118 plates, on which we have placed all the elements. Children can learn about their symbols, masses and atomic numbers

## HOW DOES THIS AFFECT A CHILD'S DEVELOPMENT?

Our outdoor Periodic Table of Elements will add variety to many a chemistry lesson. An oxygenated brain works better, so students will understand the material they are working on much better and their knowledge will last longer. The attractive form combines learning with fun. Thanks to special stickers with inscriptions in Braille, the device can be used by blind and partially sighted people. On each plate there is a QR code, which takes us to a page describing the element in question.

## TECHNICAL DATA

width [cm]	393
height [cm]	175
safety zone [m]	7 × 3
material	structural profile black steel 60 x 80, wall 3 mm and stainless steel tubes 21.3 mm in diameter
protection	galvanized, powder-coated structure
assembly	galvanized anchors 75 cm long embedded into the ground and cast in concrete
colour	green (RAL 6018)
additional information	Information plate. The unit has a declaration of conformity and the certificate in accordance with the EN-PN 1176-1:2017-12 safety standard. Dimensions may vary by +/- 5%



# Whose face is it

102



## HOW DOES IT WORK?

Two people are needed for the experiment. Stand on opposite sides of the mirrors facing each other and try to visually match the elements so that a single body is formed (it is easiest to focus on matching the facial elements). Notice how quickly our brains get lost in judging which parts of the image are reflected and which are not.

## HOW DOES THIS AFFECT A CHILD'S DEVELOPMENT?

Playing with mirrors is an opportunity to experiment with optical phenomena. It shows in a practical way how our mind and sight are subject to illusions. The game of "whose face is it" develops cooperation and communication skills between the participants.

## TECHNICAL DATA

width [cm]	100
height [cm]	200
safety zone [m]	3,06 × 4
material	steel construction, mirrors made of polished stainless steel; main construction profile: black steel, closed profile 60 x 60 = 2
protection	galvanized, powder-coated structure
assembly	galvanized anchors 75 cm long embedded into the ground and cast in concrete
colour	green (RAL 6018)
additional information	Information plate. The unit has a declaration of conformity and the certificate in accordance with the EN-PN 1176-1:2017-12 safety standard. Dimensions may vary by +/- 5%



# Optical wheel

103



## HOW DOES IT WORK?

Walk up to the wheel and set it in motion. Observe how your brain is subject to optical illusions. Change the speed at which the wheel spins, move your gaze to other objects and you will see different effects! We offer a variety of optical wheels (different discs to choose from) from which you can create an educational illusion trail.

## HOW DOES THIS AFFECT A CHILD'S DEVELOPMENT?

Our devices are a fascinating way of experimenting with perception. They show how our sense of sight works in cooperation with the brain and its perception of external stimuli. The optical wheels stimulate the mind, make us wonder, entertain and at the same time teach us the basic laws of physics in the open air.

## TECHNICAL DATA

width [cm]	65
height [cm]	189,5
safety zone [m]	3,7 m diameter
material	steel construction, print made on self-adhesive film protected by UV-resistant laminate, mechanical elements made of stainless steel; main construction profile: black steel, closed profile 100 x 100 = 3
protection	galvanized, powder-coated structure
assembly	galvanized anchor 75 cm long embedded into the ground and cast in concrete
colour	green (RAL 6018)
additional information	Information plate. The unit has a declaration of conformity and the certificate in accordance with the EN-PN 1176-1:2017-12 safety standard. Dimensions may vary by +/- 5%



# Scientific HEX

106



## HOW DOES IT WORK?

Enter a world of illusion. You will see phenomena that will make your head spin! The set includes two optical wheels, curved mirrors, "Whose face is this?" and boards with optical puzzles. Find out how the mind can play a prank on you and make it fun!

## HOW DOES THIS AFFECT A CHILD'S DEVELOPMENT?

The Hex scientific device is a great base for experiments and at the same time fascinating fun with illusions and optical puzzles. The device engages the eyes, stimulates the mind and strengthens perception. Parents and caregivers can use it as a basis for explaining the causes of optical illusions. The Scientific Hex consists of several attractive devices that will provide great fun for the youngest users.

## TECHNICAL DATA

width [cm]	217
height [cm]	260
safety zone [m]	5 x 5,2
material	steel construction, mirror – polished stainless steel, prints made on self-adhesive film protected by UV-resistant laminate, mechanical elements made of stainless steel, stainless bearings; main construction profile: black steel, closed profile 80 x 80 = 2
protection	galvanized, powder-coated structure
assembly	galvanized anchors 75 cm long embedded into the ground and cast in concrete
colour	green (RAL 6018)
additional information	Information plate. The unit has a declaration of conformity and the certificate in accordance with the EN-PN 1176-1:2017-12 safety standard. Dimensions may vary by +/- 5%



# Mirror writing

I07



## HOW DOES IT WORK?

Be like Leonardo da Vinci and try your hand at mirror writing! Stand in front of the mirror and try to walk a maze or write your name with your hands tucked in the shelf and looking only into the mirror. The device is double-sided. Great fun for any age group, it's a challenge for adults too!

## HOW DOES THIS AFFECT A CHILD'S DEVELOPMENT?

Mirror writing is an extremely engaging and developing game that is an effective way of training concentration and mastery. Each movement of the pen is made in the opposite direction and therefore the activity strongly engages both hemispheres of the child's brain. Such learning through play develops eye-hand coordination, intellectual dexterity and spatial orientation


## TECHNICAL DATA

width [cm]	65
height [cm]	120
safety zone [m]	3,6 x 3,65
material	steel construction, 5 mm thick glass mirror; main construction profile: black steel, tube diameter 108 mm
protection	galvanized, powder-coated structure
assembly	galvanized anchor 75 cm long embedded into the ground and cast in concrete
colour	green (RAL 6018)
additional information	Information plate. The unit has a declaration of conformity and the certificate in accordance with the EN-PN 1176-1:2017-12 safety standard. Dimensions may vary by +/- 5%



# Kaleidoscope

I08



## HOW DOES IT WORK?

Insert your head from the narrower side of the kaleidoscope and see what happens! There is now more of you. Funny and interesting, isn't it? A kaleidoscope is an optical device that, thanks to the arrangement of mirrors inside it, causes a symmetrical multiplication of the objects placed inside.

## HOW DOES THIS AFFECT A CHILD'S DEVELOPMENT?

The kaleidoscope is sure to interest and inspire every child. Optical experiments are a very good way for a child to learn about themselves and how their brain and senses work, as well as learning about the basic laws of optics. Playing with the kaleidoscope is intriguing, allows you to look at the world with humour, and encourages children to explore the world around them further.


## TECHNICAL DATA

width [cm]	80
height [cm]	150
safety zone [m]	4 x 4
material	steel construction, stainless steel elements
protection	galvanized, powder-coated structure
assembly	galvanized anchor 75 cm long embedded into the ground and cast in concrete
colour	green (RAL 6018)
additional information	Information plate. The unit has a declaration of conformity and the certificate in accordance with the EN-PN 1176-1:2017-12 safety standard. Dimensions may vary by +/- 5%



# Eco-kitchen

## S01



### HOW DOES IT WORK?

The eco-kitchen is a year-round, outdoor unit where the little ones can play their favourite game outdoors, i.e. ready-not! The Eco-kitchen (often referred to as a mud kitchen) includes mini-bowls, pots, pans made of stainless steel to make the fun even more interesting. The unit allows 6-8 children to play freely, using the area around the tops. The outdoor kitchen allows for a lot of fun regardless of the weather and season. The construction of the unit is steel, so that the The eco-kitchen will last longer for children, while the tops are made of high-quality corrugated composite boards, resistant to weather conditions.

The unit is dedicated to indoor facilities that are locked due to the need to provide additional elements.

### TECHNICAL DATA

width [cm]	225
height [cm]	Height of the table legs 120 cm (adjustable depending on the depth of embedding in the ground)
depth [cm]	49
safety zone [m]	none
material	HPL boards, stainless steel equipment
protection	galvanized, powder-coated structure, high-pressure laminate protected by polyurethane-acrylic resin layers on both sides
assembly	galvanized anchors 75 cm long embedded into the ground and cast in concrete
colour	wood-like, steel elements in green
additional information	The unit has a declaration of conformity and the certificate in accordance with the EN-PN 1176-1:2017-12 safety standard. Dimensions may vary by +/- 5%







## How does child development develop through play with the Eco-kitchen?

Cooking game is one of the most favourite children's activities. Children learn storytelling, and inventing new dishes encourages the natural development of creativity. The device teaches the little ones that you don't need ready-made toys to play, sometimes leaves, grass and stones are enough to create an imitation of the best cooking feast! Thanks to the large size of the Eco-kitchen, children have the chance to interact with their peers while learning to cooperate, share tasks and resolve conflicts. The unit allows 6-8 children to play freely, using the area around the wooden tops. The outdoor kitchen allows for plenty of play regardless of the weather or season.

# Eu-Genius kitchen

KE01



## HOW DOES IT WORK?

Eu-Genius kitchen is a year-round and multifunctional unit designed especially for kindergartens, nurseries, hotels, restaurants and all family-friendly facilities. Designed on HPL material for high resistance to damage and even the harshest weather conditions. The kitchen is certified, safe and ergonomically designed to allow several children to play at the same time. In addition, the Eugene's kitchen has shelves for storing toys and the possibility to connect a water canister. Each kitchen comes with an e-book with play inspiration for each season, a set of mini dishes and a set of wooden fruit and vegetables.

The unit is dedicated to indoor facilities that are locked due to the need to provide additional elements.

## TECHNICAL DATA

width [cm]	150
height [cm]	86
depth [cm]	42
worktop height [cm]	52-60
safety zone [m]	none
material	HPL boards, stainless steel equipment
protection	high-pressure laminate protected by polyurethane-acrylic resin layers on both sides
assembly	free-standing or with ground anchors
colour	wood-like
additional information	The unit has a declaration of conformity and the certificate in accordance with the EN-PN 1176-1:2017-12 safety standard. Dimensions may vary by +/- 5%





## How does the mud kitchen affect child development?

**Reduces stress** – being outdoors relaxes children and helps them relax from excessive stimuli. The contact with plants, earth, nature positively stimulates and soothes the child's nervous system.

**Boosts immunity** – excessive hygiene and sterile conditions do not protect our immunity – quite the opposite. Numerous scientists confirm that mud contains beneficial bacteria that stimulate the immune system, increase serotonin and endorphins.

**Develops creativity** – Playing in the mud kitchen means experiencing a multitude of smells, textures, consistencies, sounds. This activity engages all the senses and develops creativity and fine motor skills.

**Helps with learning** – The mud kitchen can be used to teach, for example, mathematics. By pouring, measuring and weighing, children learn basic measurements.

**Strengthens bonds** – Collaborating to cook together in the mud kitchen naturally teaches children about communication, cooperation and positive social attitudes.

# Eu-Genius workshop

## WE01



### HOW DOES IT WORK?

Children can twist and turn nuts and bolts for hours. This is great for their motor skills. Trained fingers and toes will have no problem with pincer grip. Build, combine, demolish and assemble without limits – everyone can become an inventor. Let your children experiment and turn the Workshop into a laboratory table. One place for thousands of different games. Two levels of play give you the opportunity to create many constructions at the same time. Combining elements develops not only small motor skills but also cause-and-effect thinking. In the set for each Workshop there is a variety of construction elements from which little inventors can create different constructions. The unit is dedicated to enclosed objects due to the need for additional elements.

### TECHNICAL DATA

width [cm]	150
height [cm]	86
depth [cm]	40
worktop height [cm]	52-60
safety zone [m]	none
material	HPL boards, stainless steel equipment
protection	high-pressure laminate protected by polyurethane-acrylic resin layers on both sides
assembly	free-standing or with ground anchors
colour	wood-like
additional information	The unit has a declaration of conformity and the certificate in accordance with the EN-PN 1176-1:2017-12 safety standard. Dimensions may vary by +/- 5%



# Eco-memory

S02



## HOW DOES IT WORK?

What kind of track does a bear leave behind? What does a birch leaf look like? You can find out all this interesting information by playing Eco-memory, a game about the nature around us. The game consists of finding and connecting the same pictures. Play it with friends or family. Good memory and concentration count here!

**New!** Smogo-Memory! What is smog and can we reduce it through simple actions? What can we do to protect ourselves from its negative impact and how can we be greener every day? The Smogo-memory outdoor environmental game answers these and many other questions! The device combines fun and mental gymnastics with a huge dose of ecological knowledge. The standard device has 16 cubes

## HOW DOES THIS AFFECT A CHILD'S DEVELOPMENT?

Eco-Memory is one of the most popular games that helps to exercise memory and concentration. It promotes association of facts and our original version combines fun with knowledge about nature and ecology

## TECHNICAL DATA

width [cm]	145
height [cm]	177
safety zone [m]	3,20 x 4,45
material	steel construction, plates made of dibond; main construction profile: black steel, closed profile 60 x 60 = 2
protection	galvanized, powder-coated structure
assembly	galvanized anchors 75 cm long embedded into the ground and cast in concrete
colour	green (RAL 6018)
additional information	Information plate. The unit has a declaration of conformity and the certificate in accordance with the EN-PN 1176-1:2017-12 safety standard. Dimensions may vary by +/- 5%



# Educational board

**S07** single-sided

**S08** double-sided



## HOW DOES IT WORK?

The educational board is a unique teaching aid for teachers - the first of its kind on the playground market! The board has countless possibilities for playing thanks to the magnetic edu-boxes (additional accessories). It is a teaching aid that you will be able to use again and again throughout the year.

Selectable board themes: Continents, First Aid, Seasons, Magnetic space game.

## HOW DOES THIS AFFECT A CHILD'S DEVELOPMENT?

Our boards together with edu-boxes support small motor skills, develop hand-eye coordination and teach basic logical thinking skills. Children will assimilate the knowledge about the world by learning from realistic pictures, inspire exploration of new content, and learn teamwork and concentration.

## TECHNICAL DATA

width [cm]	116
height [cm]	119
safety zone [m]	3,1 x 4,2
material	steel construction, stainless steel elements, prints made on self-adhesive film protected by UV-resistant lamina; main construction profile: black steel
protection	galvanized, powder-coated structure
assembly	galvanized anchors 75 cm long embedded into the ground and cast in concrete
colour	green (RAL 6018), multi-coloured board
additional information	The unit has a declaration of conformity and the certificate in accordance with the EN-PN 1176-1:2017-12 safety standard. Dimensions may vary by +/- 5%



# PYTHAGORAS Educational board

S09



## HOW DOES IT WORK?

See the world in different colours. Discover how different coloured glasses change the appearance of objects and nature. Do you know which colours make up green and orange? Recognise all the geometric figures. Use the other half of the board for geometry lessons, learning to write, or for interesting magnetic games and activities.

The board can also be used for colour therapy and other therapeutic activities.

## HOW DOES THIS AFFECT A CHILD'S DEVELOPMENT?

The Pythagoras Educational board teaches colours and shapes and at the same time provides motor exercises. It encourages the child to observe, stimulates their vision and perception by "looking away" through the holes and develops perceptiveness.

Colours influence moods and emotions and have a significant impact on the development of a child's psyche, and the colour sensitivity is in the same category as sensory perception.

With the magnetic part children exercise their memory, fine motor skills and precision.

## TECHNICAL DATA

width [cm]	116
height [cm]	119
safety zone [m]	3,1 x 4,2
material	steel construction, coloured PLEXI board; main construction profile: black steel
protection	galvanized, powder-coated structure
assembly	galvanized anchors 75 cm long embedded into the ground and cast in concrete
colour	green (RAL 6018)
additional information	The unit has a declaration of conformity and the certificate in accordance with the EN-PN 1176-1:2017-12 safety standard. Dimensions may vary by +/- 5%



# DA VINCI Educational Board

S10



## HOW DOES IT WORK?

The Da Vinci Educational board is a combination of a transparent wall for painting and a green magnetic wall. To play, we can use dry-erase markers, paints or ready-made magnets. Trace what you see in the background: your friend, an object or a tree. To paint another picture, simply wash off the old picture with a sponge. You can also use laminated pictures, stick them with sticky tape to the board and draw along the trace on the other side.

## HOW DOES THIS AFFECT A CHILD'S DEVELOPMENT?

The Da Vinci Educational board strongly influences sensory development. It allows for the development of the creative zone as well as the scientific zone. Whichever side your child chooses at the moment, the set will stimulate their imagination, combine learning with play and develop manual and artistic skills - including precision. The board is used in speech therapy - it makes it possible to conduct therapeutic activities outdoors.

## TECHNICAL DATA

width [cm]	116
height [cm]	119
safety zone [m]	3,1 x 4,2
material	steel construction, transparent polycarbonate; main construction profile: black steel
protection	galvanized, powder-coated structure
assembly	galvanized anchors 75 cm long embedded into the ground and cast in concrete
colour	green (RAL 6018)
additional information	The unit has a declaration of conformity and the certificate in accordance with the EN-PN 1176-1:2017-12 safety standard. Dimensions may vary by +/- 5%





# PICASSO Educational board

S11



## HOW DOES IT WORK?

Take poster paints, water and a sponge. You can also use dry-erase board markers. In front of you stands a large, transparent canvas. Try to trace what you see in the background: a friend, nature, architecture or an object. If you want to paint another painting, simply wash off the old painting with a sponge. You can also use laminated pictures, stick them to the board with a sticky tape and draw on the other side.

## HOW DOES THIS AFFECT A CHILD'S DEVELOPMENT?

The Picasso Educational board is a sensory device that develops many skills, including: precision, fine motor skills, sensitivity, aesthetics and also supports concentration. Painting and drawing calms and relaxes, and using the transparent board in group activities is a proven way to successfully integrate children.

## TECHNICAL DATA

width [cm]	116
height [cm]	119
safety zone [m]	3,1 x 4,2
material	steel construction, transparent polycarbonate; main construction profile: black steel
protection	galvanized, powder-coated structure
assembly	galvanized anchors 75 cm long embedded into the ground and cast in concrete
colour	green (RAL 6018)
additional information	The unit has a declaration of conformity and the certificate in accordance with the EN-PN 1176-1:2017-12 safety standard. Dimensions may vary by +/- 5%





## What is the secret to our customers' satisfaction?

Above all, the professionalism, knowledge and friendliness of our team. We treat each customer individually and as a partner, references and recommendations are the best proof of this.

*On time, professionally, according to the project and the expectations of the Client. Park Edukacyjny "Interakcje" Sp. z o.o., having at its disposal experienced staff and appropriate technical organisational potential, guarantees the high quality of the work performed and exemplary cooperation.*

**Director of City Development in Gdańsk**

*The order for production, transport and installation was carried out as agreed. The educational equipment provided was in an intact technical condition.*

**Henryk Sienkiewicz Local Government  
Kindergarten No. 8 in Białystok**

*I am charmed by the devices. Such devices should be available for every child in every school, kindergarten.*

**Village school headmistress Renata Zapaśnik**

*Children's creativity is their natural attribute and it is important that they have the tools to release it on a daily basis.... If you are close to the idea of "edutainment" - learning through play, then Ms. Kamila Wojtaszek from the company Park Edukacyjny "Interakcje" is helping to create such places.*

**Regional Office JORDAN**

*During the cooperation, the company Park Edukacyjny „Interakcje” has shown great experience, professionalism and exemplary organisation of work.*

**Construction and repair Company „Albud”**

*Good organisation, reliability and responsibility are proof of the credibility of the Company Park Edukacyjny "Interakcje" Sp. z o.o.*

**Nutka, Private Kindergarten in Olsztyn**

# Frequently asked questions

## 1. Is an act of vandalism covered by the guarantee?

No, an act of vandalism is not subject to repair under the guarantee. An act of vandalism is regarded as improper use of the equipment (incompatible with the application).

## 2. What documentation do we receive when we purchase the equipment?

With the purchase of the equipment, customer receives: a warranty booklet, an acceptance report, certificates, installation instructions and, with the purchase of an eco-cooker, a free ebook with 15 game scripts

## 3. How much time do we have to wait for the equipment?

The waiting time for the equipment is up to 6-8 weeks and is calculated from the time the contract is signed. During the summer season, the lead time is longer. We arrange the details individually.

## 4. Is it possible to install the equipment myself?

This is possible, but it must be requested at the preparation stage to the sales department, which sends the installation instructions for review so that the customer can decide which option is most suitable for them.

## 5. Do you lose the guarantee if you install it yourself?

Not if the installation is carried out in accordance with the equipment manufacturer's instructions.

## 6. Is it possible to have the equipment shipped by courier?

Yes, but only some devices such as eco-kitchen, eco-memory. Other appliances should be treated as non-standard size. Regardless of the type of courier, the customer is obliged to provide people to carry out the unloading.

## 6. Is it possible to collect the equipment myself?

Personal pick-up of the equipment is possible at our head office - Park Edukacyjny Interakcje, 2 Stefana Okrzei Street, 43-300 Bielsko-Biała from 8.00 a.m. to 2.00 p.m. Please inform the sales department in advance about your intention to collect the equipment in person.

## 7. Is it possible to pay in instalments?

Yes, it is possible after arranging individual details with the sales department.

## 8. Is it possible to change the content/graphics on the devices?

In the devices: eco-memory, elephant ear, animated film this is possible at an additional cost

## 9. Is it possible to change the colour of the equipment (framework)?

It is possible to change the colour from the industrial RAL palette. This must be notified at the time of offer and contract preparation.

## 10. Do you participate in tenders?

Yes. We have many years of experience in implementing playgrounds for private and public institutions. In addition, we have full certification of the equipment and the professionalism of the projects we have carried out is backed up by references and photographs of the implementation.

## 11. Is it necessary to use special surface under the devices?

Our equipment does not require a special rubber-type safety surface, which significantly reduces the cost of the investment. As well as significantly reducing costs, the lack of artificial surfaces makes the play space look aesthetically appealing and natural.

## GET TO KNOW US

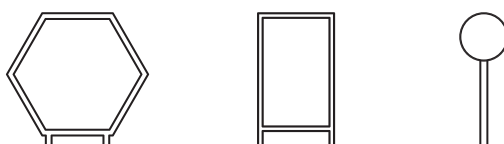
Park Edukacyjny Interakcje Sp. z o.o.

2 Stefana Okrzei Street  
43-300 Bielsko-Biała

POLAND

tel.: **+48 512 450 033**  
e-mail: **office@eduplayground.eu**

For more information:  
**[www.eduplayground.eu](http://www.eduplayground.eu)**



Activate your imagination and put on  
a scientific experience park!

Amongst others, we are trusted by:

